

# What shall I wear today?

*“As God’s chosen people clothe yourselves with tenderness, patience and kindness, and to these add humility and gentleness. Be understanding, and always ready to forgive as God forgives you. To complete this clothing, put on love as the first thing for all to see.”*


Colossians (3:12-14)

Let’s create a wardrobe of these clothes. You can either draw your own on colour in and cut out our templates on the next page.

Click on one of the pictures below, to go to a video that will show you how to make an origami suitcase or box, which you can put all these clothes in.

**A box:** For younger children and origami beginners



**A suitcase:** For older children, or those who like a challenge



NB. For both designs we would **suggest starting with squares that are the full width of an A4 page**, to ensure your creation is big enough to hold the clothes!

## ACTIVITY

Colour these clothes in, cut them out and put them in your origami suitcase or box.



### Discuss:

Over the last week, when have you put on patience socks, forgiveness trousers or gloves of joy?

